Chains with Attachments, Joint Links

40, 50, 60, 80 Series

Features: Are standard chains with the Attachments and allow for conveyance of small workpieces, if desired.

Chains with Attachments Chains



RoHS

• **Attachment on One Side Type**

CHEL□□A (Attachment on All Links)

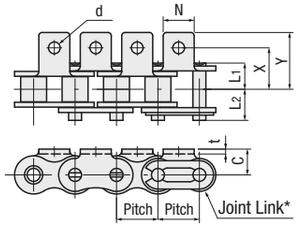

• **Attachment on Both Sides Type**

CHET□□A (Attachment on All Links)

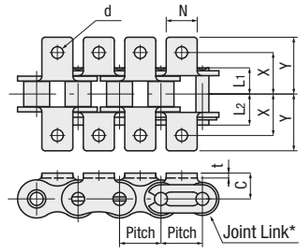

CHEL□□B (Attachment on Every Two Links)

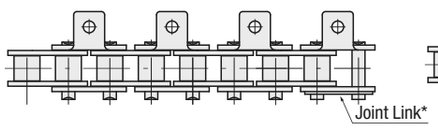

CHET□□B (Attachment on Every Two Links)

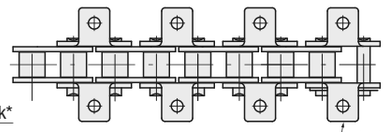

CHEL□□C (Attachment on Every Four Links)

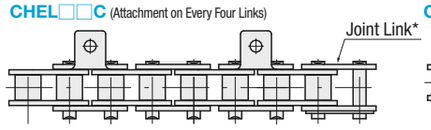

CHET□□C (Attachment on Every Four Links)

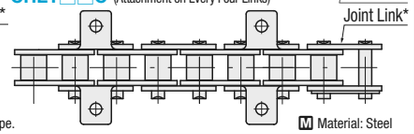

* The last link is the Joint Link.

Only No.80 is cotter pin shape.

M Material: Steel

Part Number Type	No.	Nominal	* Number of Links	Pitch	Pins L1	Pins L2	Plate t	Attachment C	Attachment X	Attachment Y	Attachment N	Attachment d	Max. Allowable Tension kN (kgf)
CHEL (One Side Type) CHET (Both Sides Type)	40	A (All Links) B (Every Two Links) C (Every Four Links)	4~	12.7	8.07	9.48	1.5	7.9	12.7	17.4	9.5	3.6	2.75 (280)
	50		4~	15.875	10.17	11.63	2	10.3	15.9	22.3	12.7	5.2	4.41 (450)
	60		4~	19.05	12.7	14.2	2.4	11.9	19.05	27.2	15.9	5.2	6.28 (640)
	80		4~	25.4	16.15	19.25	3.2	15.9	25.4	35.2	19.1	6.8	10.69 (1090)

* Use 2's multiples for "attachment on every link" and "attachment on every 2 links". Use 4's multiples for "attachment on every 4 links".

No.	Unit Price: Attachment on One Side Type CHEL□□A	CHEL□□B	CHEL□□C	Attachment on Both Sides Type CHET□□A	CHET□□B	CHET□□C	Cutting Charge
Specified Number of Links	Multiple of 2	Multiple of 2	Multiple of 4	Multiple of 2	Multiple of 2	Multiple of 4	
40							
50							
60							
80							

Number of Links per Unit

Part Number Type	No.	Number of Links per Unit
CHEL CHET	40	240 (Circumference Length 3,048mm)
	50	192 (Circumference Length 3,048mm)
	60	160 (Circumference Length 3,048mm)
	80	120 (Circumference Length 3,048mm)

When the ordered number of links exceeds the given number of links per unit, the qty. of links per unit and the extra qty. of links are packaged separately.
Ex.) For CHEL50A-300, 2 separate packages: 192 links x 1 unit + 108 links

Ordering Example: Part Number - Number of Links → CHEL40A - 200

Chains with Attachments Joint Link



RoHS

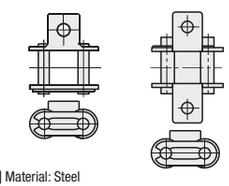

M Material: Steel

Part Number Type	No.	JNT-L Unit Price 1 ~ 20 Links	JNT-T Unit Price 1 ~ 20 Links
JNT-L (One Side Type)	40		
	50		
JNT-T (Both Sides Type)	60		
	80		

For orders larger than indicated quantity, please request a quotation.

Ordering Example: Part Number → JNT-L40

Engineered Plastic Block Chains / Dedicated Sprockets

1 Row Type, 2 Row Type

Features: Use the products in environments where workpieces must not be tainted with chain oil or must not be damaged. Generally, they are used for conveying cans, etc.

Engineering Plastic Block Chains 1 Row Type



Engineering Plastic Block Chain 2 Row Type



RoHS

Depending the operating condition, premature wear might occur.

• **1 Row Type**

CHEED (General Use)
CHEEC (Conductive)
CHEEH (Heat Resistant)
CHEEY (Chemical Resistant)

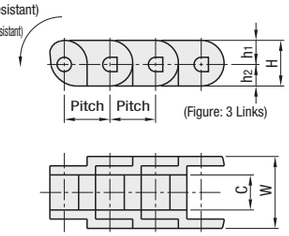

Chains only bend in the arrow direction but not in the opposite direction.

Part Number CHEEP60 is changed to CHEED60. Pin Shape: from Round to D.

Since the bending angle of chain is predetermined, specify the mating sprocket with the number of teeth: 14 or more.

• **2 Row Type**

CHEE (General Use)

Select CHEES as Sprockets.

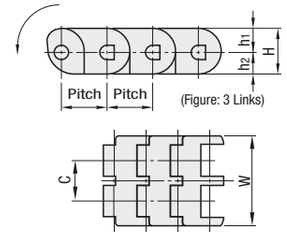

Chains only bend in the arrow direction but not in the opposite direction.

The pin shape of CHEE is changed from Round to D.

Part Number TYPE	No	Number of Links	Number of Rows	Usage	Color	Allowable Tension (N)	Allowable Chain Speed (m/min)	Coefficient of Sliding Friction f1	Reference Mass (kg/m)	Operating Temp. (°C)	Pitch	C	W	H	h1	h2	Number of Links per Unit	Unit Price
CHEED	40	4~	Single	General Use	White	441	60	0.25	0.32	-5~65	12.7	7.95	20	12.7	6.7	6	240 (Circumference Length 3,048mm)	
	60					882			0.72		19.05	12.7	30	17.3	8.8	8.5	160 (Circumference Length 3,048mm)	
CHEEC	40			Conductive	Black	340	60	0.25	0.36	-20~80	12.7	7.95	20	12.7	6.7	6	240 (Circumference Length 3,048mm)	
CHEEH	40			Heat Resistant	Black	440	100	0.25	0.36	-20~150	12.7	7.95	20	12.7	6.7	6	240 (Circumference Length 3,048mm)	
CHEEY	40			Chemical Resistant	White	250	60	0.25	0.36	-20~80	12.7	7.95	20	12.7	6.7	6	240 (Circumference Length 3,048mm)	
CHEE			2 Rows	General Use	White	1270	60	0.25	0.55	-5~65	12.7	14.4	32	12.7	6.4	6.3	240 (Circumference Length 3,048mm)	

When the ordered number of links exceeds the given number of links per unit, the qty. of links per unit and the extra qty. of links are packaged separately.
Ex.) For CHEE-300, 2 separate packages: 240 links x 1 unit + 60 links

Ordering Example: Part Number - Number of Links → CHEED40 - 200; CHEE - 200

Sprocket for Engineering Plastic Block Chains - Double Strand



RoHS

CHEES

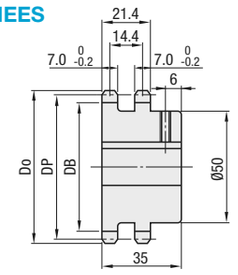

Shaft Bore Specifications (New JIS Key + Tap)

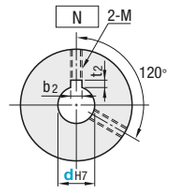

Shaft Bore Dia. d	Keyway b2xt2	Set Screw M
20	6x2.8	6
25	8x3.3	8
30	8x3.3	8

M Material: EN 1.1191 Equiv.
S Surface Treatment: Bright Chromate Plating
A Accessory: Set Screw

Offset between tooth tip and keyway is ±0.5mm.

Part Number Type	dH7	Do	Dp	Root Dia. DB	Number of Teeth	Reference Mass (kg)	Unit Price
CHEES	20	68	65.1	57.15	16	0.6	
	25						
	30						

Ordering Example: Part Number → CHEES20

Resistance Against Chemicals and Oils

Chemical Name	Spec. for General Use / Conductive Type CHEED CHEEC	Spec. for Chemical Resistant Type CHEEY
Acetone	○	×
Oil (Vegetable, Mineral)	○	○
Alcohol	○	○
Ammonia Water	○	○
Sodium Chloride	○	○
Hydrochloric Acid (2%)	×	×
Seawater	△	△
Oxygenated Water	×	○
Sodium Hydroxide (Sodium Hydroxide (25%)	○	○
Gasoline	○	○
Formic Acid	×	○
Formic Aldehyde	○	○
Citric Acid	△	○
Chromic Acid	×	△
Acetic Acid	×	○
Carbon Tetrachloride	○	○
Sodium Hypochlorite	×	×
Nitric Acid (5%)	×	○
Potassium Hydrate	○	○
Soap Solution	○	○
Lactic Acid	○	○
Paraffin	○	○
Benzene	○	○
Iodine	×	×
Sulfuric Acid	×	×
Phosphoric Acid (10%)	×	△

Resistance Against Foods

Chemical Name	Spec. for General Use / Conductive Type CHEED CHEEC	Spec. for Chemical Resistant Type CHEEY
Whiskey	○	○
Milk	○	○
Vinegar	△	△
Soft Drinks	○	○
Beer	○	○
Fruit Juice	○	○
Water	○	○
Vegetable Juice	○	○
Wine	○	○

CHEEH is intended for use in dry environments and cannot be used in wet environments where water is splashed.