Gas Springs

Mounting Orientation Limited Type

Mounting Brackets for Gas Springs



FGS

No.15049~No.18200

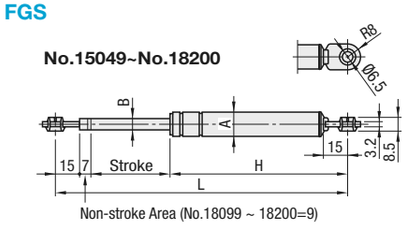

No.22250~No.22360

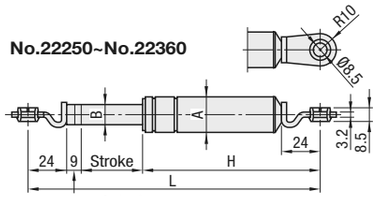

M Material
Cylinder: EN 1.0034 Equiv. (Carbon Steel Hollows for Machine Structural Use)
Rod: EN 1.1149 Equiv.
Bushing: Polyacetal Resin (White)
Gas: Nitrogen Gas (N2)

S Surface Treatment
Cylinder: Baked Paint (Black Matt)
Rod: Hard Chrome Plating

Operating Temperature: -20 ~ 60°C
For No.15049, operating temperature should be 0 ~ 60°C.

Part Number Type	No. - Reaction Force (Fa)	Max. Length Lmax	Min. Length Lmin	Stroke max	Gas Reaction Force (20°C) Lmax -10mm Stroke Fa N	Fa kgf	Lmax - (S) in the Stroke Fb N	Fb kgf	(S)	O.D. A	Rod Dia. B	H	Applicable Mounting Bracket	Weight (g)	Unit Price
FGS	15049 - 030	181	132	49	30	3.0	40	4.1	39	15	7	110	GSBR6A GSBR6B GSBR6C GSBR6D (P.384)	83	
	15049 - 055				55	6.0	71	7.2							
	15049 - 070				70	7.1	89	9.0							
	15049 - 085				85	9.0	109	11.1							
	15049 - 150				150	15.0	191	19.5							
	15069 - 050	221	152	69	50	5.0	67	6.8	59			130		96	
	15069 - 080				80	8.0	107	10.9							
	15069 - 100				100	10.2	132	13.4							
	15069 - 120				120	12.0	158	16.1							
	15089 - 070	261	172	89	70	7.0	94	9.6	79			150		109	
	15089 - 085				85	8.7	115	11.7							
	15089 - 100				100	10.0	135	13.8							
	15089 - 150				150	15.0	202	20.6							
	15089 - 200				200	20.0	268	27.3							
	15099 - 075	281	182	99	75	8.0	101	10.3	89			160		116	
	15099 - 120				120	12.0	162	16.5							
	15099 - 200				200	20.0	270	27.6							
	18099 - 300	281	184	97	300	30.5	392	39.9		18	8				
	18099 - 400				400	40.7	522	53.2							
	18120 - 100	365	245	120	100	10.0	123	13.0	110			221		183	
	18120 - 200				200	20.0	245	25.0							
	18120 - 300				300	31.0	367	37.0							
	18120 - 400				400	41.0	489	50.0							
	18150 - 100	420	270	150	100	10.0	126	12.9	140			246		205	
	18150 - 150				150	15.0	188	19.2							
	18150 - 200				200	20.0	251	25.6							
	18150 - 250				250	26.0	313	31.9							
	18200 - 100	525	325	200	100	10.0	127	13.0	190			301		248	
	18200 - 150				150	15.0	190	19.4							
	18200 - 200				200	20.0	253	25.8							
	18200 - 300				300	31.0	379	38.7							
	22250 - 100	635	385	250	100	10.0	129	13.2	240	22	10	352	GSBR8A GSBR8B GSBR8C GSBR8D (P.384)	409	
	22250 - 150				150	15.2	193	19.6							
	22250 - 200				200	20.0	257	26.2							
	22250 - 300				300	31.0	384	39.2							
	22250 - 400				400	41.0	511	52.1							
	22270 - 345	670	400	270	345	35.0	528	53.9	260		12.5	367		531	
	22270 - 500				500	51.0	763	77.9							
	22270 - 700				700	71.0	1065	108.7							
	22290 - 745	700	410	290	745	76.0	1160	118.4	280			377		556	
	22290 - 845				845	86.0	1314	134.1							
	22300 - 200	740	440	300	200	20.0	257	26.2	290		10	407		469	
	22300 - 250				250	26.0	321	32.8							
	22300 - 300				300	31.0	385	39.3							
	22360 - 215	833	473	360	215	22.0	284	29.0	350			440		523	
	22360 - 345				345	35.0	456	46.5							

Ordering Example: Part Number - Reaction Force
FGS15049 - 150

Part Number	M Material	S Surface Treatment	A Accessory	Applicable Gas Spring
GSBR8A	EN 1.0038 Equiv.	Trivalent Chromate	①E Type Retaining Ring 1pc. ②Washer 1 pc.	FGS22□□
GSBR8A-S		Black	①E Type Retaining Ring 1pc. ③POA Bushing 1pc. each	FGS15□□/18□□/22□□

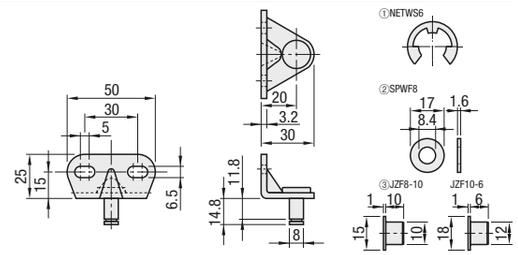

Part Number	M Material	S Surface Treatment	A Accessory	Applicable Gas Spring
GSBR6A	EN 1.0038 Equiv.	Trivalent Chromate Black	①E Type Retaining Ring 1pc. ②Washer 1 pc.	FGS15□□ FGS18□□

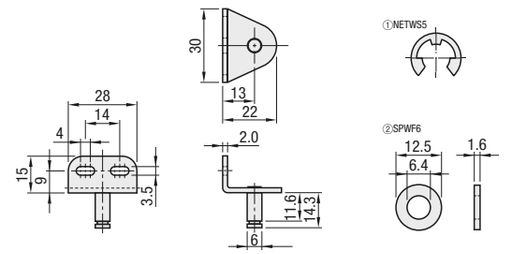

Part Number	M Material	S Surface Treatment	A Accessory	Applicable Gas Spring
GSBR8□	EN 1.0038 Equiv.	Trivalent Chromate	①E Type Retaining Ring 1pc. ②Washer 1 pc.	FGS22□□
GSBR8□-S		Black	①E Type Retaining Ring 1pc. ③POA Bushing 1pc. each	FGS15□□/18□□/22□□

GSBR8B **GSBR8C**

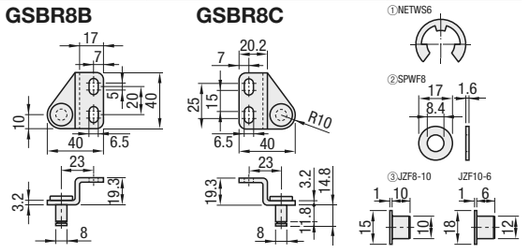

Part Number	M Material	S Surface Treatment	A Accessory	Applicable Gas Spring
GSBR6B	EN 1.0038 Equiv.	Trivalent Chromate Black	①E Type Retaining Ring 1pc. ②Washer 1 pc.	FGS15□□ FGS18□□
GSBR6C				

GSBR6B **GSBR6C**

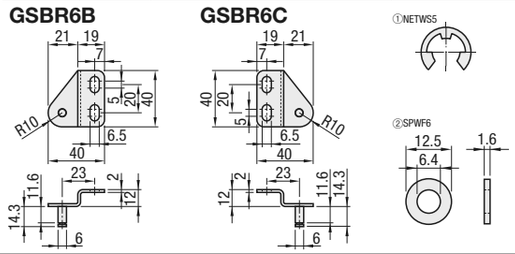

Part Number	M Material	S Surface Treatment	A Accessory	Applicable Gas Spring
GSBR8D	EN 1.0038 Equiv.	Trivalent Chromate	①E Type Retaining Ring 1pc. ②Washer 1 pc.	FGS22□□
GSBR8D-S		Black	①E Type Retaining Ring 1pc. ③POA Bushing 1pc. each	FGS15□□/18□□/22□□

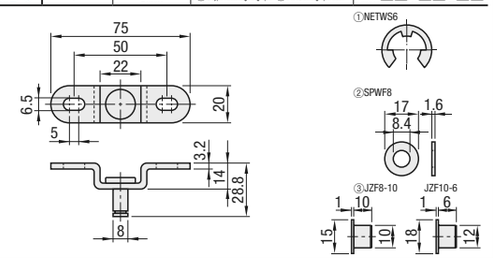

Part Number	M Material	S Surface Treatment	A Accessory	Applicable Gas Spring
GSBR6D	EN 1.0038 Equiv.	Trivalent Chromate Black	①E Type Retaining Ring 1pc. ②Washer 1 pc.	FGS15□□FGS18□□

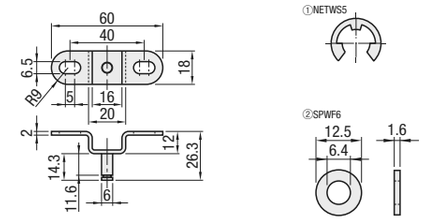

Part Number	M Material	S Surface Treatment	A Accessory	Applicable Gas Spring
GSBR8F-S	EN 1.0038 Equiv.	Trivalent Chromate Black	①E Type Retaining Ring 1pc. ②Precision Pivot Pin 1 pc. ③POA Bushing 2 pcs.	FGSS27□□

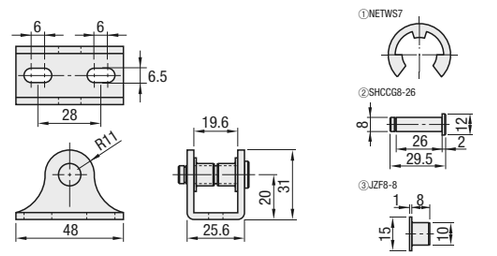

Part Number Type	No.	Brackets for FGS Applicable Number		Mass (g)	Unit Price 1 ~ 9 pc(s).
GSBR	6A	FGS15 FGS18	P.383	15	
	6B			49	
	6C				
	6D				
	8A	FGS22	P.383	61	
	8B			53	
	8C				
	8D				

Part Number Type	No.	Brackets for FGSS Applicable Number		Mass (g)	Unit Price 1 ~ 9 pc(s).
GSBR	8A-S	FGSS15 FGSS18 FGSS22	P.382	62	
	8B-S			54	
	8C-S				
	8D-S				
	8F-S	FGSS27		67	

Ordering Example: Part Number
GSBR6A